

ANALOGUE PANEL METER : FQT



Operating Manual

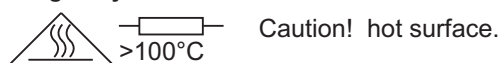
For Analogue Panel Meter type FQT.

1.0 General :

This meter complies with International standard IEC 1010-1 for safety and is conforming to routine test as per IEC 60051-1. The test equipment used is traceable to National/International standards.

This product must be used after mounting in panel with hardware supplied, with wires permanently connected to terminal as specified.

2.0 Meaning of Symbols :



3.0 Safety specifications (IEC1010) :

- * Indoor use
- * Altitude up to 2000m
- * Temp. -10 to +55°C
- * Maximum relative humidity 80% for temperature up to 31°C decreasing linearly to 50% relative humidity at 40°C
- * Basic Insulation
- * Pollution degree 2
- * Installation Categories (overvoltage category) :- 300V CAT III

4.0 Equipment Installation :

- * Due consideration should be given to space behind the meter to allow for bends in connecting cables.
- * Ensure that wires do not remain under tension.
- * The product do not have internal protection against overload & short circuit. Hence external safety protection should be provided. It is recommended to install protective device near equipment.

5.0 Operation & Maintenance :

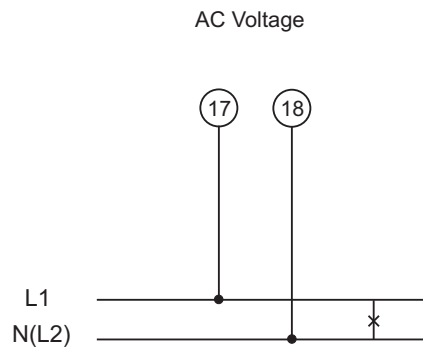
- * Equipment must be installed & maintained by authorised, qualified & trained person.
- * If equipment is used in a manner not specified by the manufacturer, the protection provided by the equipment may be impaired.
- * Instrument with damaged bezels or glasses must be disconnected from mains.
- * Back cover must be snapped into place for protection against accidental contact/shock.
- * Disconnect supply before replacing scales, bezels or glasses.
- * There are no user serviceable parts in this product.
- * Instruments to be used in grounded panel.

6.0 Equipment Rating :

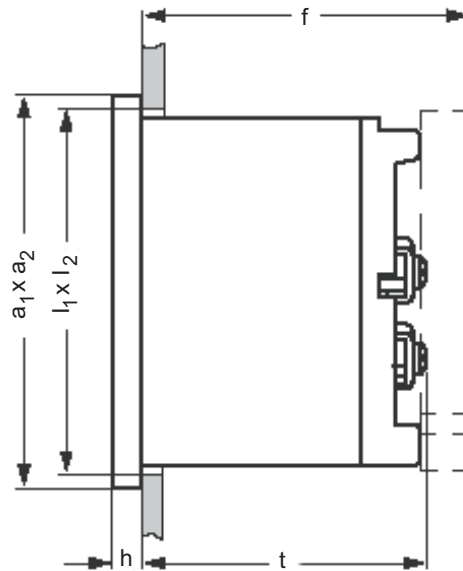
As per information on sticker and Dial of the instrument.

7.0 Burden : < 7VA

Connections:



Dimensions



| Front in mm | Nominal Dimensions, mm | | Cutout, mm $l_1 \times l_2$ | Installation Depth Including Terminal (t), mm | Installation Depth Incl. Full Cover (f), mm |
|-------------|------------------------|-----|--------------------------------|-----------------------------------------------|---------------------------------------------|
| | $a_1 \times a_2$ | h | | | |
| 72 x 72 | 72 x 72 | 5.5 | $68^{+0.7} \times 68^{+0.7}$ | 54 | 62.5 |
| 96 x 96 | 96 x 96 | 5.5 | $92^{+0.8} \times 92^{+0.8}$ | 54 | 62.5 |

Subject to change without notice!

2-60-006-00-00591_Rev. A_01/2015



Sifam Tinsley Instrumentation
 3105, Creekside Village Drive,
 Suite No 801, Kennesaw,
 Georgia 30144
 Contact Number: +1.404.736.4903
 Web: www.sifamtinsley.com

Sifam Tinsley Instrumentation Ltd.
 Central Buildings, Woodland Close,
 Old Woods Trading Estate,
 Torquay, Devon, England, TQ27BB
 Website: www.sifamtinsley.com/uk
 Contact Number: +44(O) 1803 615139
 E-mail: info@tinsley.co.uk